










**KEY TO SYMBOLS:**

- |                                                                                    |                        |                                                                                     |                              |
|------------------------------------------------------------------------------------|------------------------|-------------------------------------------------------------------------------------|------------------------------|
|    | <b>Single Bed</b>      |    | <b>Fire Alarm Activation</b> |
|  | <b>Corner Shower</b>   |  | <b>Fire Extinguisher</b>     |
|  | <b>Shower</b>          |                                                                                     |                              |
|  | <b>Bath</b>            |                                                                                     |                              |
|  | <b>Basin</b>           |                                                                                     |                              |
|  | <b>WC</b>              |                                                                                     |                              |
|  | <b>Washing Machine</b> |                                                                                     |                              |

**ROOM DIMENSIONS:**

- Bedroom 1 - 3.63m x 3.2m
- Bedroom 2 - 3.63m x 2.9m
- Bedroom 3 - 3.63m x 3.24m
- Bedroom 4 - 3.63m x 3.05m
- Bedroom 6 - 3.63m x 5.98m
- Bedroom 7 - 3.63m x 4.08m
- Bedroom 8 - 3.63m x 4.08m
- Bedroom 9 - 3.63m x 4.08m
- Bedroom 10 - 3.63m x 4.08m
- Bedroom 13 - 1.97m x 2.98m
- Bedroom 14 - 1.97m x 2.98m
- Bedroom 15 - 3.66m x 1.98m
- Bedroom 16 - 3.66m x 1.98m

# Mill Retreat Centre - 1st Floor Plan